



VEGETABLE PRICE ANALISYS

Carrot:

Prices Began at \$9.30 and finished at \$7.50

A decrease of 19.35% of the Price.

Max \$9.35 wk 51,1,7

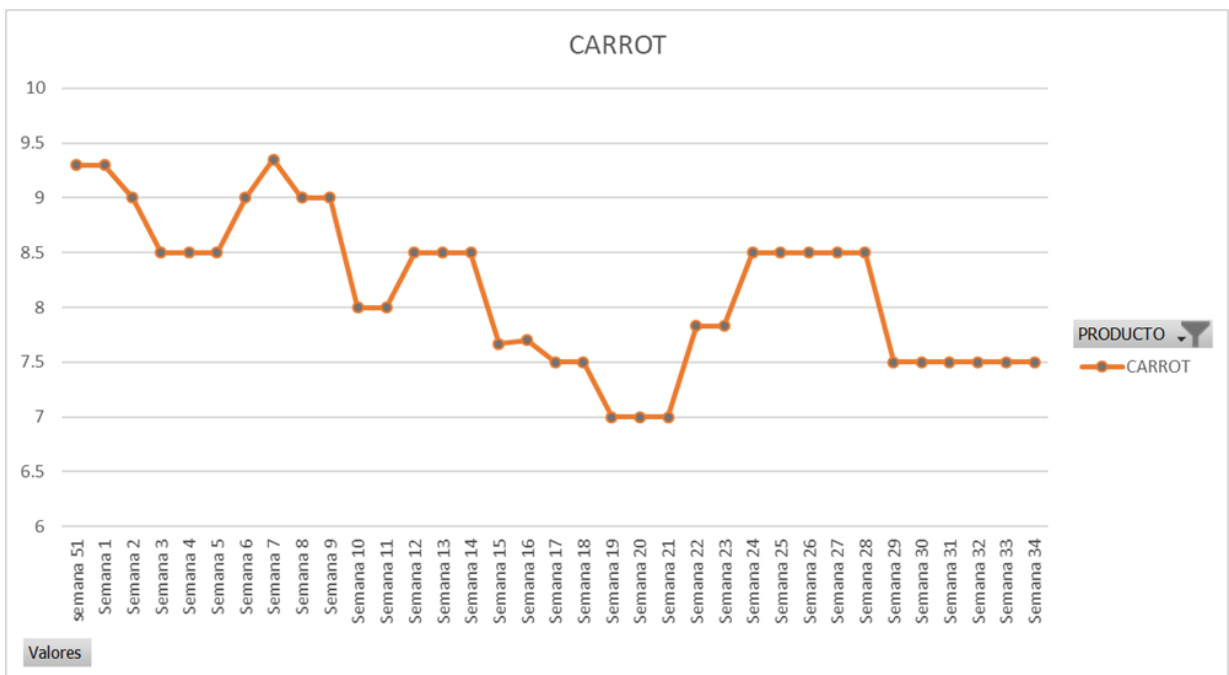
Min \$7.00 wk 19,20,21


A decrease of 19.35% was observed during the studied period.

Variation 25.13%

Average: \$8.16

Carrot had a price decrease of 19.35% during the year, having it maximum price peak at \$9.35 on weeks 51,1 and 7, total variation was 25.13% and it maintained an average price of \$8.16





Cucumber:

Prices began at \$7.50 and finished at \$18.00

An increase of 140% of the Price.

Max \$18.00 wk 34

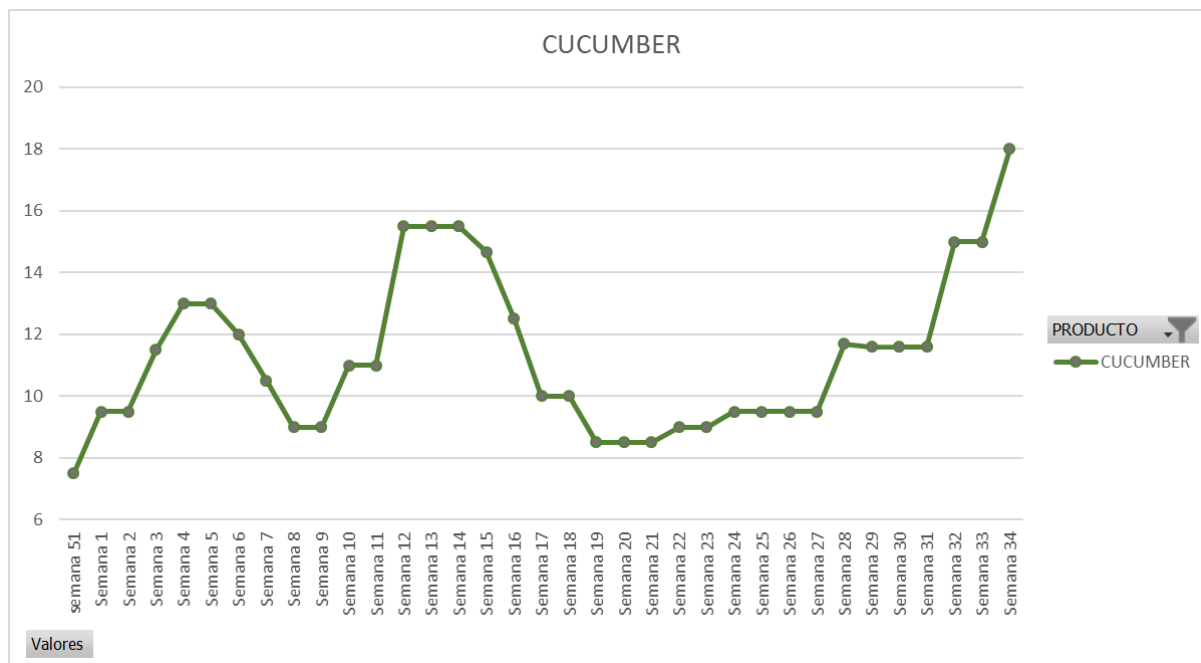
Min \$7.50 wk 1

An increase of 140% was observed during the studied period.

Variation 58.33%

Average: \$11.32

Cucumber had a price increase of 140% during the year, having its maximum price peak at \$18 on week 34. Total variation was 58.33% and it maintained an average price of \$11.32.





Green tomato:

Prices began at \$10.10 and finished at \$13.50

An increase of 33.66% of the Price.

Max \$18 wk 28,29,30,31

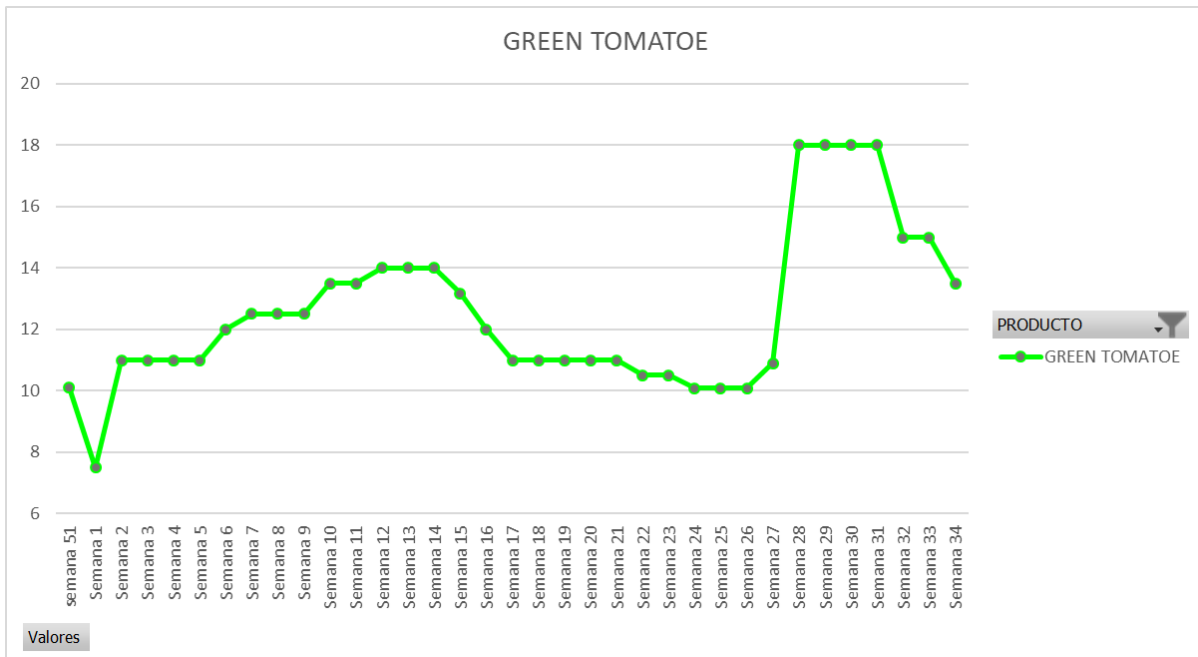
Min \$7.50 wk 1

An increase of 33.66% was observed during the studied period.

Variation 140%

Average: \$12.51

Green tomato had a price increase of 33.66% during the year, having it maximum price peak at \$18 on week 28,29,30,31 total variation was 140% and it maintained an average price of \$12.51





Onion:

Prices began at \$9.50 and finished at \$17

An increase of 78.95% of the Price.

Max \$17 wk 34

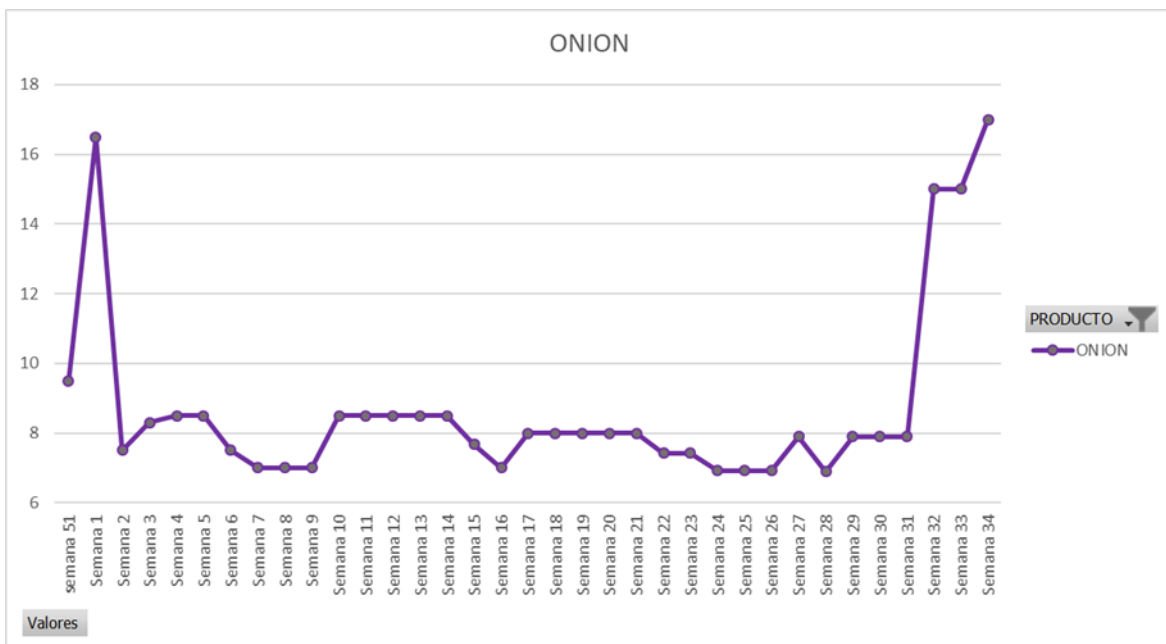
Min \$6.90 wk 28

An increase of 78.95% was observed during the studied period.

Variation 59.41%

Average: \$8.73

Onion had a price increase of 78.95% during the year, having its maximum price peak at \$17 on week 34 total variation was 59.41% and it maintained an average price of \$8.73





Tomato:

Prices began at \$16.50 and finished at \$12

A decrease of 27.27% of the Price.

Max \$16.50 wk 51

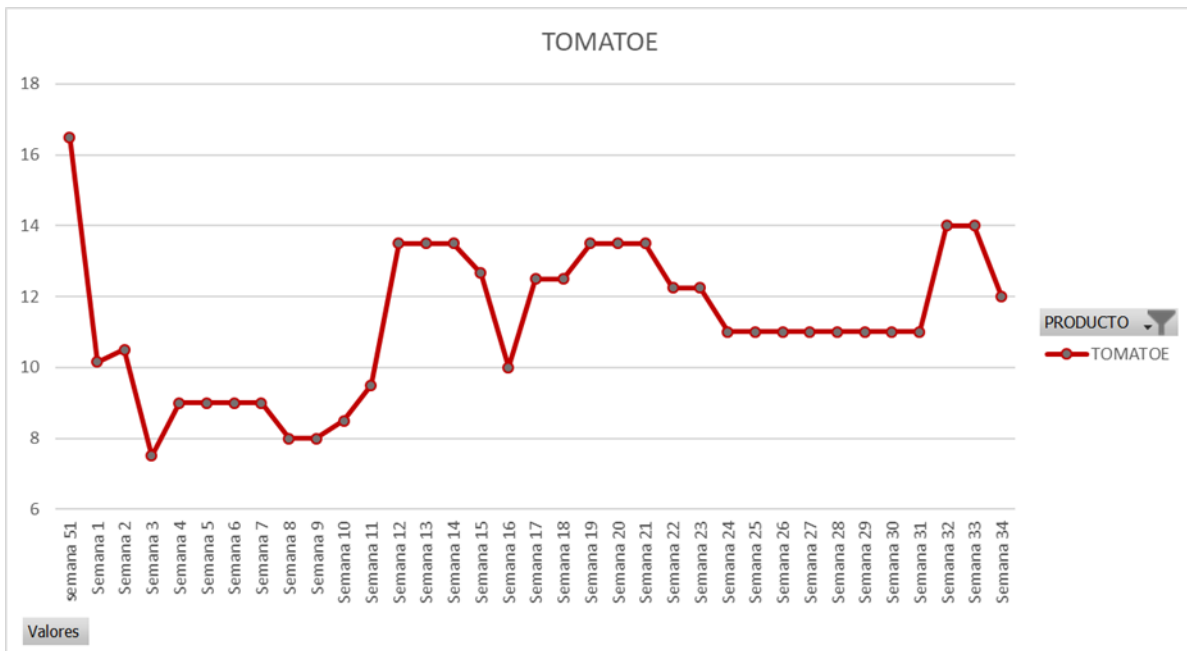
Min \$7.5 wk 3

A decrease of 27.27% was observed during the studied period.

Variation 54.55%

Average: \$11.31

Tomato had a price increase of 27.27% during the year, having its maximum price peak at \$16.50 on week 51 total variation was 54.55% and it maintained an average price of \$11.31





General:

There is a clear correlation between tomato and cucumber Price.

The product with most variation is Green tomato.

After week 30, something happened that cause prices to increase dramatically.

You could agree on an average Price with the producer or buyer depending on volume sold or bought.

